


Risk assessment for : Coulsdon Home Hardware Ltd









Risk assessment name	Painting and Decorating	Assessment type	 General
Assessor name	Simon Harris	Affected site(s)	Signature Homes Ltd (CR5 2RA)
Assessment date	20/02/2020	Review period	Annually
Approved by	Simon Harris	Review date	20/02/2021
Approved date	20/02/2020	Reference	P&D - 01

Description







This Risk Assessment is to assess the risk of general painting and decorating

Hazard	Who could be harmed and how?	Existing controls	Risk rating (L x S)






Risk assessment for : Coulsdon Home Hardware Ltd

 <p>Flammable materials Use of flammable materials such as paint thinners. Increases the risk of fire and increases speed in which fire spreads</p>	<p>All staff</p> <p>How? Fire has potential to present a threat to all life as well as causing damage. Smoke inhalation can cause sever respiratory distress and lead to death</p>	<div style="display: flex; flex-direction: column; gap: 10px;"> <div data-bbox="801 215 1310 422">  <p>All Containers Properly Labelled All substances hold a clear and legible label of instructions in accordance with the CLP regulations.</p> </div> <div data-bbox="801 454 1892 734">  <p>All persons aware of fire procedures All persons are to remove themselves via the nearest exit in the event of fire being detected. Staff to be made aware of fire prevention methods associated with their work and have received fire safety training. Records of training are kept and annual refresher training given. All rags and cleaning cloths used with flammable liquids to be placed in a flameproof seal-able container after use. All cleaning cloths and rags are to be disposed of properly.</p> </div> <div style="display: flex; justify-content: space-between;"> <div data-bbox="801 766 1310 941">  <p>All vehicles carry fire extinguishers Fire equipment provided is checked regularly and tested annually by a competent person</p> </div> <div data-bbox="1366 766 1892 941">  <p>Appropriate Fire Fighting Equipment training is provided. Staff are trained in fire safety and the use of any fire fighting equipment provided.</p> </div> </div> <div style="display: flex; justify-content: space-between;"> <div data-bbox="801 973 1310 1149">  <p>No naked flames to be used in this area Naked flames are to be kept away from the area where flammable liquids are being used or kept.</p> </div> <div data-bbox="1366 973 1892 1252">  <p>No smoking policy enforced + signage Smoking is not permitted at premises being painted or decorated. Smoking is not permitted in company vehicles and all vehicles display appropriate "no smoking" signs.</p> </div> </div> </div>	<p>1 x 3</p>  <p>3</p> <p>Low</p>
--	--	--	--













Risk assessment for : Coulsdon Home Hardware Ltd

Hazard	Who could be harmed and how?	Existing controls	Risk rating (L x S)
 <p>Hand Tools Injury from use of hand tools for odd jobs that may be required. Cutting tools for trimming wall paper may cause injury</p>	<p>All staff</p> <p>How? Minor abrasions and cuts may occur</p>	<div style="display: flex; justify-content: space-between;"> <div style="width: 48%;">  <p>Clean tools after use Tools are cleaned after use to ensure that any defects can be identified for future use.</p> </div> <div style="width: 48%;">  <p>Tools Carried Safely Tools must not be carried in pockets of clothing. Tool belts and tool bags/boxes are provided to ensure that tools are carried and stored safely</p> </div> </div> <p> Tools fit for purpose All tools provided are assessed to ensure that they are fit for purpose, fit for the environment in which they are to be used and that they are in good working order. Decorators scissors are used with appropriate safety guards and features (such as blade retraction)</p> <p> Training All staff are given information instruction and training in the safe use of hand tools.</p> <p> Young workers assessment completed All minors are given a complete company safety induction, alongside information on their specific role. Young persons risk assessments are completed where required. Young or inexperienced works are provided with appropriate levels of supervision.</p>	<p>2 x 1</p> <p style="color: green; font-size: 2em;">2</p> <p>Low</p>









Risk assessment for : Coulsdon Home Hardware Ltd

Hazard	Who could be harmed and how?	Existing controls	Risk rating (L x S)
 <p>Manual Handling Activities Manual handling activities, including lifting, lowering, pushing, pulling or carrying. Risk of injury due to sprain or strain.</p>	<p>All staff</p> <p>How? May cause sprains and strain injuries. May result in musculoskeletal injuries and diseases occurring.</p>	<div style="display: flex; justify-content: space-between;"> <div style="width: 45%;">  <p>Manual handling training All staff are trained in Manual Handling and instructed to comply with good manual handling techniques. Manual handling training is given annually and records of training kept.</p> </div> <div style="width: 45%;">  <p>Safe lifting techniques observed</p> </div> </div> <div style="margin-top: 20px;">  <p>Split and move loads Loads are split, where possible to reduce the risk of injury. Individuals to assess own capabilities and must not lift loads that they feel are excessive.</p> </div>	<p>3 x 2</p>  <p>6</p> <p>Medium</p>




Risk assessment for : Coulsdon Home Hardware Ltd

Hazard	Who could be harmed and how?	Existing controls	Risk rating (L x S)
 <p>Paint, pastes, fillers and other decorating materials Exposure to solvents and volatile organic compounds (VOC's) possible.</p>	<p>All staff</p> <p>How? May cause skin irritation after prolonged contact. Respiratory irritation or distress may occur</p>	<div style="display: flex; flex-wrap: wrap;"> <div style="width: 50%;">  <p>Check skin Check skin regularly for any unusual spots or moles that change colour, size or shape. If you have any concern seek medical advice.</p> </div> <div style="width: 50%;">  <p>Check Skin Regularly Employees are advised to check for signs of skin irritation or dermatitis. It may be appropriate for cotton gloves to be worn for periods throughout the day. Any PPE deemed necessary will be provided.</p> </div> <div style="width: 50%;">  <p>COSHH Assessment Where necessary COSHH assessments are completed for substances. All materials used are correctly labelled as per CLP regulations.</p> </div> <div style="width: 50%;">  <p>Do Not Use solvents or Thinners For Washing Hands Not to be used as a hand cleanser or to remove paint.</p> </div> <div style="width: 50%;">  <p>Good hand washing procedures observed Staff are aware of the risks of over washing and also that contact with paints and decorating materials may be irritating.</p> </div> <div style="width: 50%;">  <p>Natural Ventilation Provided Natural ventilation is provided. Windows and doors are to be kept open whilst decorating. If natural ventilation is not available then the need for local exhaust ventilation will be assessed</p> </div> </div>	<p>4 x 2</p>  <p>8</p> <p>Medium</p>
 <p>Working at Height Incorrect use of ladders and other work at height equipment may result in persons falling</p>	<p>All staff</p> <p>How? Falls from height can cause serious injuries and can even be fatal</p>	<div style="display: flex; flex-wrap: wrap;"> <div style="width: 50%;">  <p>Correct type & size of ladder is used at all times Ladders have been selected for use by a competent person. Domestic ladders must not be used.</p> </div> <div style="width: 50%;">  <p>Defective ladders not used Any defective ladders are removed from use until they are repaired or replaced. Defective ladders are tagged with "Do not use" Reporting procedures are in place</p> </div> </div>	<p>2 x 4</p>  <p>8</p> <p>Medium</p>

Risk assessment for : Coulsdon Home Hardware Ltd

Hazard	Who could be harmed and how?	Existing controls	Risk rating (L x S)
from height		<p> Employees are trained in the use of ladders Work at height awareness training is given to all employees that use ladders. All employees are trained in the safe use of ladders. Employees must not over reach. 3 points of contact must be maintained with the ladder.</p> <p> Exclusion zone created around work at height area An exclusion zone must be maintained beneath the work at height activities to reduce the risk of objects being dropping and causing injuries to those below.</p> <p> Ladder on firm level ground Before using a ladder the ground is assessed. Ladders must only be used on firm even ground.</p> <p> Ladders are regularly inspected Pre-use checks on stiles, rungs, feet, steps, platforms and locking mechanisms to check for obvious visual defects is completed. Thorough inspections in accordance with the Lifting Operations and Lifting Equipment Regulations (LOLER) are completed and records of these inspection kept.</p> <p> Painted ladders are not used Any paint on ladder is removed on the same before the end of the day. Any ladders with paint still on are not to be used and to be marked as defective.</p> <p> Heavy bulk loads are not carried up or down ladders Employees are not permitted to carry large or excessive loads up the ladder</p> <p> Ladders are erected at the correct angle of 4:1 Ladder must be erected at a 75 degree angle. At a ratio of 4 up and 1 out.</p> <p> Safe systems of work for working at height A safe system of work is implemented for work at height activities and staff must adhere to this safe systems of work.</p>	

Risk assessment for : Coulsdon Home Hardware Ltd

Hazard	Who could be harmed and how?	Existing controls	Risk rating (L x S)
		<div data-bbox="801 331 891 421">  </div> <p data-bbox="913 331 1332 437">Secured ladder If not able to tie off, the ladder is suitably stacked or footed</p> <div data-bbox="1361 331 1451 421">  </div> <p data-bbox="1473 331 1904 469">Sturdy footwear worn When working at height you must wear appropriate non slip footwear</p> <div data-bbox="801 507 891 596">  </div> <p data-bbox="913 507 1332 746">WORK AT HEIGHT AVOIDED Where possible avoid working at height. The use of extendable rollers and brushes should be chosen where possible to avoid the need to work at height.</p>	

Further control measures

None required

Supporting evidence

[Fact Sheet No 19 COSHH Issue 05
17.pdf](#)

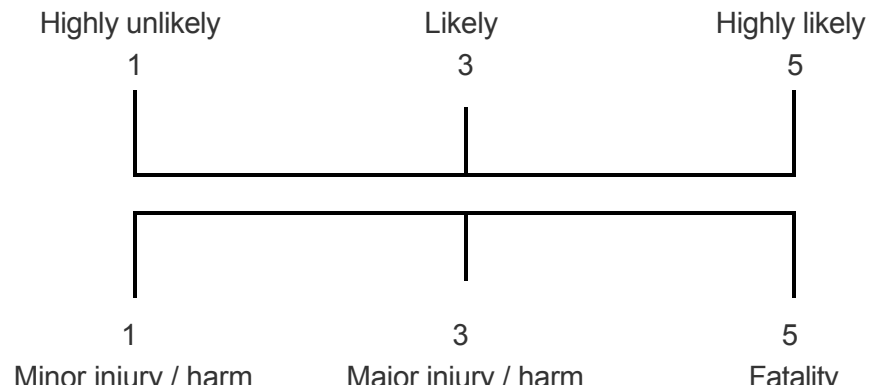
24/01/2020 -697942 kb

[indg455 Safe use of Ladders and
Stepladders.pdf](#)

24/01/2020 -324050 kb

Risk rating explanation

Risk ratings are calculated by considering the likelihood of an event occurring along with the severity of the potential consequence should an accident occur. After considering existing control measures, values are assigned to the likelihood and severity from the scales below and these figures multiplied to established the risk rating.



	5	10	15	20	25
5	5	10	15	20	25
4	4	8	12	16	20
3	3	6	9	12	15
2	2	4	6	8	10
1	1	2	3	4	5
Probability					
	Severity				

What do your risk ratings mean?

- Risk is categorised as LOW: Look to reduce risk if practicable
- Risk has been categorised as MEDIUM: Begin to plan your action to reduce the risk immediately
- Risk has been categorised as HIGH: Immediate action required to reduce the risk

Assessor's signature: Simon Harris

Approved by signature: Simon Harris